

# BMO Partners Group Private Markets Fund

Series F, CAD & USD  
Monthly Commentary

## Overview

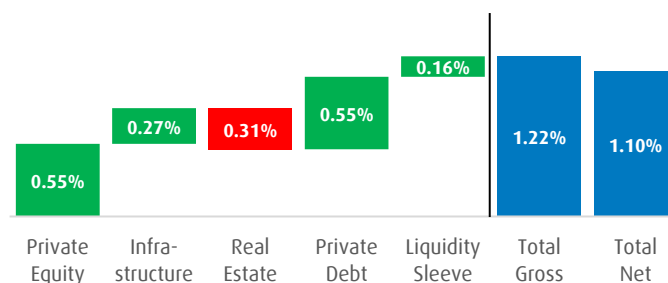
BMO Partners Group Private Markets Fund ("BMO PG Fund") provides single-ticket access to global diversified private markets for Canadian accredited investors.<sup>1</sup> It can act as a core, long-term building block for portfolios, complementing public market holdings and enhancing risk-reward.

### Why Invest?

- **Simplified access** – single investment with dynamic, global access to all major private market asset classes
- **A key complement to portfolios** – a core, long-term investment that complements public market holdings with potential for reduced risk and improved returns
- **Invest like an institution** – sophisticated investors, like major Canadian pension plans, have long benefitted from exposure to private markets
- **Innovative evergreen structure** – no capital calls, immediate exposure to private markets, and automatically reinvests distributions
- **Investor-focused** – buy when you want and periodic ability to sell if you need (subject to redemption restrictions), with lower minimum investment amounts in a registered plan eligible format
- **A marquee collaboration** – Partners Group, BMO PG Fund's portfolio manager, is a leading global private markets firm with US\$142Bn<sup>3</sup> AUM globally, including tier-one institutional investors

<b>RRSP/RRIF/TFSA Eligibility</b>	Yes
<b>Offering Document</b>	Offering Memorandum
<b>Fund Structure</b>	Mutual Fund Trust
<b>Subscription</b>	<a href="#">Monthly</a>
<b>Redemption Frequency</b>	<a href="#">Monthly</a> (3 months + 5 business days' notice)
<b>Redemption Gates</b>	7.5% per month, 20% per quarter, 25% per year
<b>Minimum Investment</b>	\$25k initial, \$5k additional
<b>Management Fee</b>	1.65% of net asset value (NAV)
<b>Performance Fee<sup>2</sup></b>	15% over a high-water mark
<b>Fund Codes</b>	BMA80502 (Series F-CAD) BMA80102 (Series F-USD)

### GROSS PERFORMANCE CONTRIBUTION (since inception)<sup>4</sup>

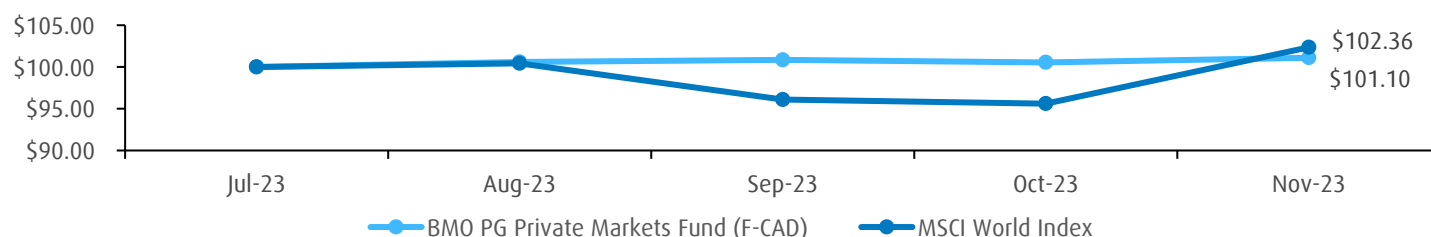


<b>INCEPTION DATE</b> July 31, 2023 <sup>6</sup>	<b>TOTAL AUM</b> C\$127.6MM	<b>INVESTMENT TYPE<sup>5</sup></b> 71% Direct <sup>7</sup>	<b>TOTAL INVESTMENTS<sup>1</sup></b> 1,200+
---	--------------------------------	---	--

NET PERFORMANCE <sup>8,9</sup>								
	1M	3M	6M	YTD	1Y	2Y	3Y	Since Inception
F-CAD	0.55%	0.50%	-	-	-	-	-	1.10%
F-USD	0.79%	0.42%	-	-	-	-	-	0.90%
MSCI World Index	7.06%	1.91%	-	-	-	-	-	2.36%

### Hypothetical Growth of C\$100

Growth of C\$100 vs. MSCI World Index (since inception)<sup>8,9</sup>



GROSS PERFORMANCE CONTRIBUTION (by Asset Class)<sup>4</sup>

	1M	3M	6M	YTD	1Y	2Y	3Y	SI
Private Equity	0.29%	0.17%	-	-	-	-	-	0.55%
Infrastructure	0.06%	0.22%	-	-	-	-	-	0.27%
Real Estate	(0.01%)	(0.26%)	-	-	-	-	-	(0.31%)
Private Debt	0.10%	0.33%	-	-	-	-	-	0.55%
Liquidity	0.15%	0.12%	-	-	-	-	-	0.16%
<b>Total</b>	<b>0.58%</b>	<b>0.58%</b>	<b>-</b>	<b>-</b>	<b>-</b>	<b>-</b>	<b>-</b>	<b>1.22%</b>

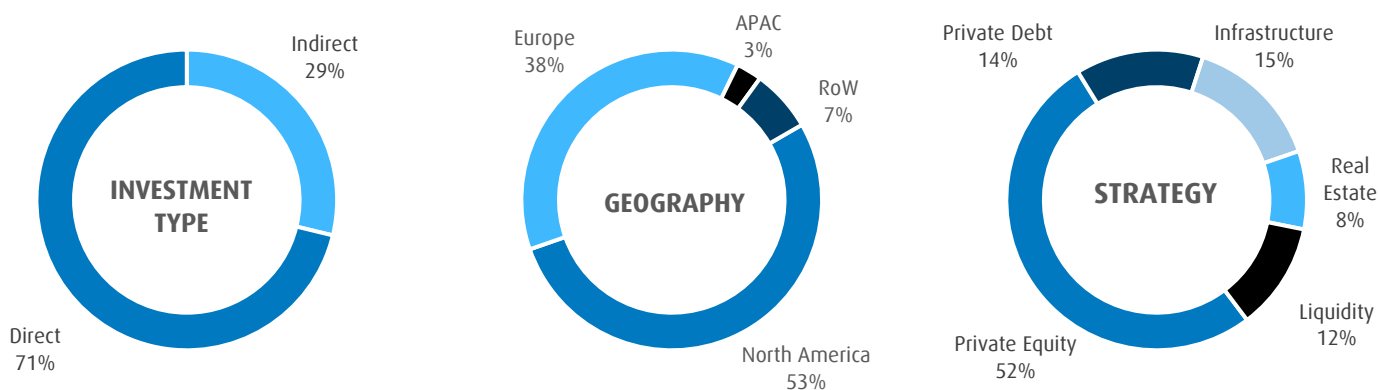
## Monthly Commentary

As at November 30, 2023, the net asset value of BMO PG Fund increased (+0.55% net performance of Series F - CAD), resulting in a performance since inception of +1.10%. The positive performance was mainly driven by positive revaluations of the Fund's direct private equity investments.

PCI Pharma and DiversiTech were amongst the best performing investments over the month. The valuation of PCI Pharma Services, a global provider of outsourced pharmaceutical services based in the US, increased on the back of its continued robust financial performance. The company recorded double-digit growth in both revenue and EBITDA mainly driven by continued organic growth across all segments. DiversiTech, a manufacturer of components and supplies for the US residential heating, ventilation, and air conditioning (HVAC) market, was written up driven by a healthy combination of both organic and inorganic growth. The company acquired GIA Group, an Italian manufacturer and supplier of HVAC parts. The acquisition will greatly expand the product range and services of DiversiTech International, a new subsidiary business formed after DiversiTech's acquisition of Castel Engineering.

On the new investment side, Partners Group, on behalf of its clients, has agreed to acquire Velvet CARE, one of the leading European manufacturers of hygiene paper products. Velvet CARE is a fully integrated manufacturer currently operating two production sites. The company has 850 employees and generated EUR277 million in revenues in 2022, with its largest markets including Poland, the Czech Republic, and Germany. Partners Group will work with management to build on the company's strong position and drive growth. Key value creation initiatives will include expanding international reach, broadening the product portfolio with a focus on high-growth categories, and making targeted acquisitions. Completion of the transaction is subject to customary regulatory approvals.

In addition, private debt continues to contribute positively to the performance of the portfolio, driven by investments in Industrials, Information Technology, and Health Care and no major detractors over the month.

Current Portfolio Construction<sup>1</sup>TOP TEN INVESTMENTS<sup>10</sup>

Investment	Sector	Country	Investment Date	Investment Type <sup>7</sup>	% of NAV <sup>5</sup>
Galderma	Health Care	Switzerland	1-Oct-19	Direct PE	1.63%
KinderCare Education	Consumer Discretionary	USA	13-Aug-15	Direct PE	1.43%
AlliedUniversal	Industrials	USA	18-Jul-13	Direct PE	1.38%
SRS Distribution, Inc.	Industrials	USA	29-May-18	Direct PE	1.32%
Emeria	Real Estate	France	7-Sep-16	Direct PE	1.28%
Zabka Polska SA	Consumer Staples	Poland	25-Sep-19	Direct PE	1.19%
Ammega	Industrials	Netherlands	31-Jul-18	Direct PE	1.18%

PCI Pharma Services	Health Care	USA	1-Jul-16	Direct PE	1.18%
Precisely	Information Technology	USA	6-Jun-22	Direct PE	0.99%
Civica	Information Technology	United Kingdom	12-Oct-17	Direct PE	0.99%

## Net Asset Value & Monthly Performance

### NET ASSET VALUE

Series F – CAD, NAV per unit	\$101.10
Series F – USD, NAV per unit	\$100.90

### MONTHLY NET PERFORMANCE<sup>8</sup>

Year	Jan	Feb	Mar	Apr	May	Jun	Jul	Aug	Sep	Oct	Nov	Dec	Annual
<b>Series F-CAD</b>													
2023	N/A	N/A	N/A	N/A	N/A	N/A	N/A	0.60%	0.24%	(0.29%)	0.55%	-	-
<b>Series F-USD</b>													
2023	N/A	N/A	N/A	N/A	N/A	N/A	N/A	0.48%	0.28%	(0.64%)	0.79%	-	-

## Disclaimers

The information contained herein is provided to you for general informational purposes and on the understanding that you accept its inherent limitations, you will not rely on it in making or recommending any investment decision with respect to any securities that may be issued, and you will use it only for the purpose of considering your preliminary interest in investing in a transaction of the type described herein. An investment in the BMO Partners Group Private Markets Fund ("BMO PG Fund") is speculative. A subscription for units of BMO PG Fund should be considered only by persons financially able to maintain their investment and who can bear the risk of loss associated with an investment in BMO PG Fund. Prospective investors should consult with their own independent professional legal, tax, investment and financial advisors before purchasing units of BMO PG Fund in order to determine the appropriateness of this investment in relation to their financial and investment objectives and in relation to the tax consequences of any such investment. Prospective investors should consider the risks described in the confidential offering memorandum (the "OM") of BMO PG Fund before purchasing units of BMO PG Fund. Any or all of these risks, or other as yet unidentified risks, may have a material adverse effect on BMO PG Fund's business and/or the return to investors. See "Investment Objective, Investment Strategy and Certain Risks" in the OM of BMO PG Fund. In addition to the risks described in the OM of BMO PG Fund, BMO PG Fund will bear the risks associated with the Partners Group BMO Master Limited ("Master Fund") in proportion to the amount of BMO PG Fund's investment in Master Fund. Prospective investors in BMO PG Fund should therefore carefully consider the risks described under "Certain risk factors", "Business and structure related risks", "Adviser related risks", "Investment-related risks" and "Limits of risk disclosure" in the OM of Master Fund.

The information contained herein does not constitute a solicitation of an offer to buy or sell securities, nor should the information be relied upon as investment advice. Past performance does not guarantee future results.

BMO Global Asset Management is a brand name under which BMO Asset Management Inc. and BMO Investments Inc. operate. Certain products and services offered under the brand name, BMO Global Asset Management, are designed for specific categories of investors in Canada and may not be available to all investors. Products and services are only offered to investors in Canada in accordance with applicable laws and regulatory requirements.

®/™Registered trademarks/trademark of Bank of Montreal, used under licence.

<sup>1</sup> BMO Partners Group Private Markets Fund ("BMO PG Fund") achieves its investment objective by investing substantially all of its assets in a diverse portfolio of private markets assets through Partners Group BMO Master Limited ("Master Fund") which holds, directly or indirectly, a portfolio of private markets assets as described in the "Investment Objective" and "Investment Strategy" sections of BMO PG Fund's offering memorandum. Values may not add up due to rounding.

<sup>2</sup> Based on Master Fund NAV.

<sup>3</sup> Source: Partners Group, as of June 30, 2023.

<sup>4</sup> Gross performance contribution is based on BMO PG Fund and excludes all fund fees and expenses incurred as at November 30, 2023.

<sup>5</sup> Percentage of NAV of BMO PG Fund as at November 30, 2023.

<sup>6</sup> Inception date of July 31, 2023 represents the first trade date of BMO PG Fund and is cited for performance purposes. BMO PG Fund was established on June 22, 2023 by a declaration of trust under the laws of the Province of Ontario.

<sup>7</sup> References to "Direct" means investments in companies or physical assets made by Partners Group managed entities. This is different from "Indirect" or "Fund of Fund" investments that invest in other fee-bearing funds.

<sup>8</sup> Net performance contribution is based on BMO PG Fund and includes all fund fees and expenses as at November 30, 2023. See the "Terms and Conditions of the Fund" section of BMO PG Fund's offering memorandum for a detailed description of fees and expenses.

<sup>9</sup> The MSCI World Net Total Return Index (CAD) (the "MSCI World Index") is a free float-adjusted market capitalization weighted index that is designed to measure the equity market performance of developed markets and its holdings are not necessarily representative of the holdings of BMO PG Fund, Master Fund and any underlying investments. This index is included as a point of comparison to the net performance contribution of BMO PG Fund because some investors may be significantly allocated to the stock market, and may find a comparison to this benchmark to be useful. Source: Bloomberg. Index returns do not reflect transactions costs, or the deduction of other fees and expenses and it is not possible to invest directly in an index. Past performance is not indicative of future results.

<sup>10</sup> The investments listed include BMO PG Fund's exposure to investments under its investment program, some of which were invested in prior to the establishment of BMO PG Fund. See the "Investment Objective" and "Investment Strategy" sections of BMO PG Fund's offering memorandum. Portfolio holdings are subject to change without notice.